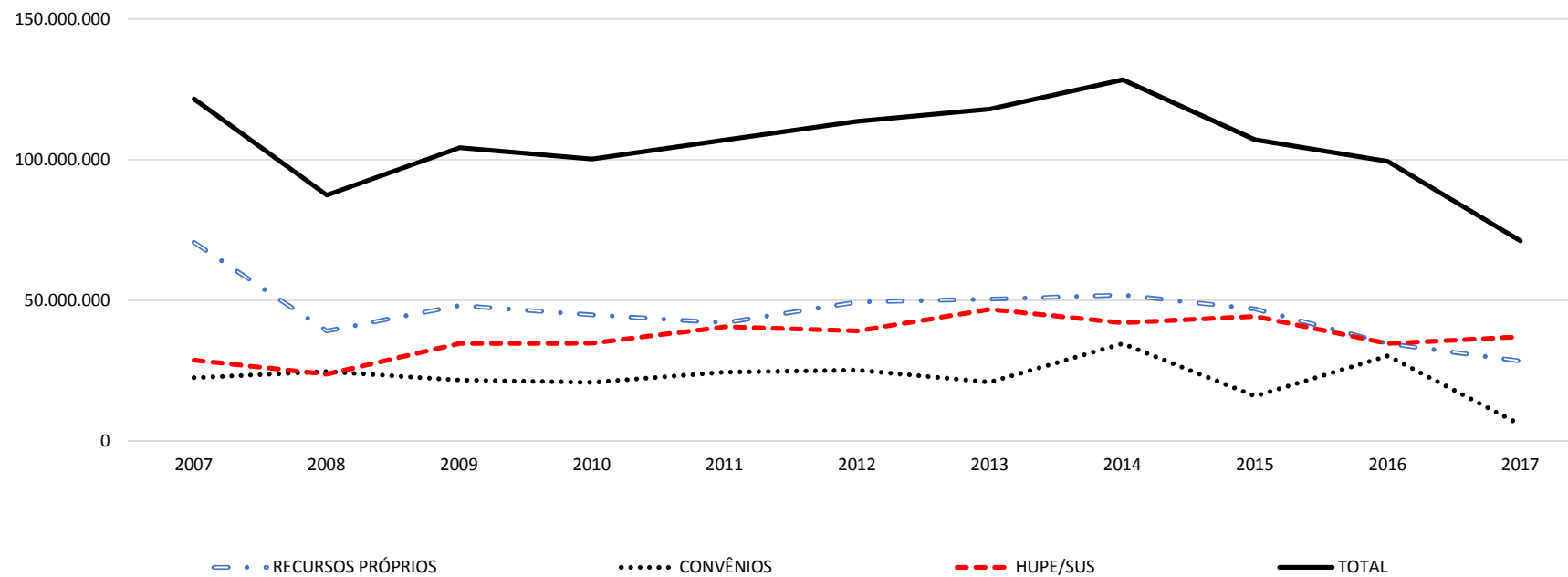


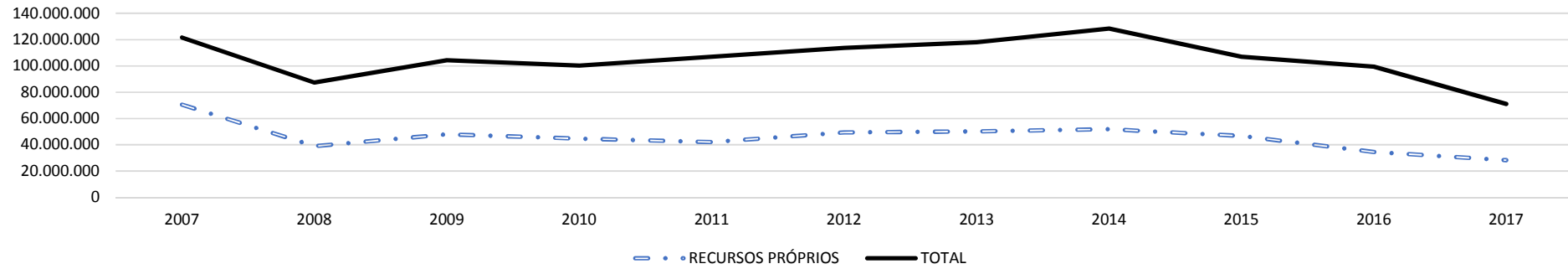
RECEITAS PRÓPRIAS - 2007-2017
Por Fonte de Receita - R\$ 1,00

EXERCÍCIO	RECURSOS PRÓPRIOS	CONVÊNIOS	HUPE/SUS	TOTAL
2007	70.522.872	22.434.934	28.626.704	121.584.510
2008	39.082.466	24.641.882	23.676.762	87.401.110
2009	48.086.375	21.590.970	34.594.015	104.271.360
2010	44.778.821	20.723.659	34.691.067	100.193.547
2011	42.016.793	24.442.265	40.518.335	106.977.393
2012	49.385.055	25.110.230	39.072.252	113.567.537
2013	50.347.214	20.821.520	46.750.396	117.919.130
2014	51.866.597	34.547.441	41.985.787	128.399.825
2015	46.834.494	15.904.646	44.258.901	106.998.041
2016	34.539.807	30.221.026	34.551.304	99.312.137
2017	28.365.051	5.712.759	37.001.019	71.078.829

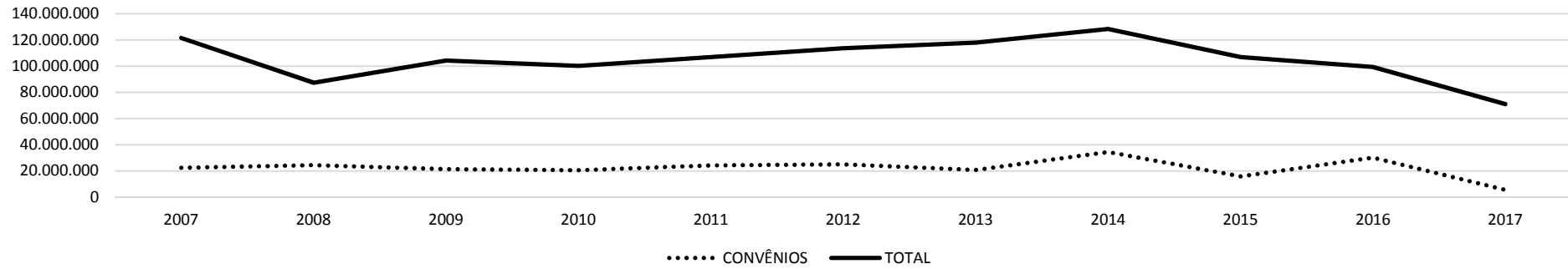
RECEITAS - HISTÓRICO 2007-2017



RECURSOS PRÓPRIOS x RECEITA TOTAL



CONVÊNIOS x RECEITA TOTAL



HUPE/SUS x RECEITA TOTAL

